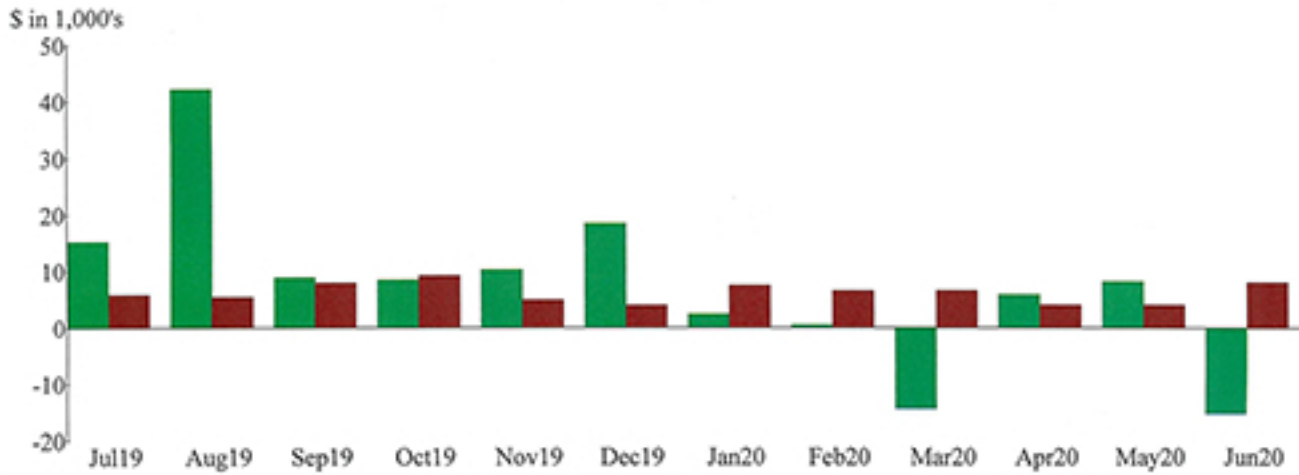
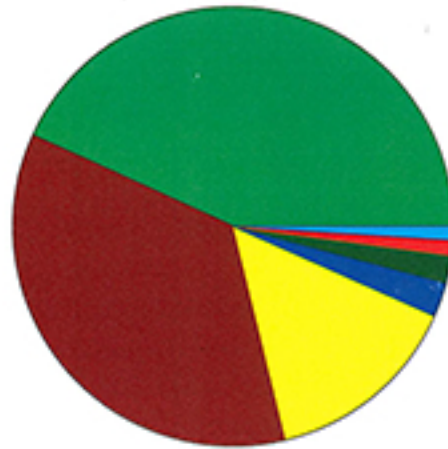


**Income and Expense by Month**  
July 2019 through June 2020

Income  
Expense



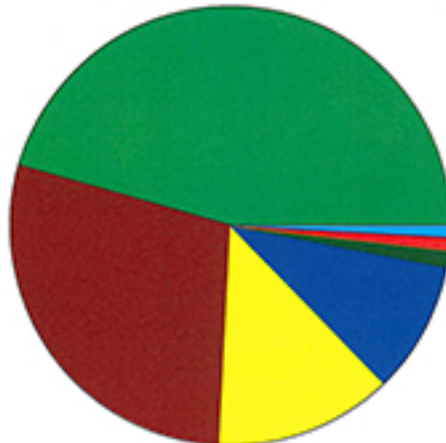
**Expense Summary**  
July 2019 through June 2020



ADMINISTRATIVE	43.20%
FACILITY	35.72
PRODUCTION	14.51
PROMOTION	2.63
TICKETING	2.20
MEMBER SERVICES	1.25
OTHER EXPENSE	0.50
Total	\$74,719.87

By Account

**Income Summary**  
July 2019 through June 2020



DONATIONS	52.45%
SINGLE TICKET SALES	33.06
OTHER INCOME AND (EXPENSES)	\$-16,124.19
SEASON TICKET SALES	11.31
PRODUCTIONS - Outside	1.52
MEMBERSHIPS	1.19
Special Performances	0.47
Sub-Total	\$91,122.89

By Account